


Practical Photography seminar - Pierre Poulain

Technical course and practical workshop

The seminar's program


The essential of the basic photography technique

- Choosing the format : RAW or JPEG
- Choosing the shutter in order to control the depth of field
- Choosing the speed in order to control the movement
- Choosing the sensibility (ISO) in order to control the digital "noise"
- The different ways of measuring light exposition (Matrix, Center, Spot)
- The lenses: from wide angle to teleobjective.
- The specificity of digital technique vs. the "argentic" (films)
- Controlling the "White Balance".
- Reading of the histogram and quality control




Beyond the technique.... the photography

- Photographic composition
- Light and the texture
- Night photography
- Portrait photography
- Street photography
- Photography and Philosophy: the meaning of photography



Presentation of photographs by the masters of photography

Cartier-Bresson, Kudelka, Dorothea Lange, Richard Avedon, Robert Doisneau, Robert Capa, Alex Libac, Sebastiao Salgado, etc...



Practical exercises

Practical exercises will take place based on the learned techniques. A selection of pictures made by every participant will be shown and studied in class.

What is not included in this seminar:

- Fashion, studio and commercial photography
- Macro-photography
- Advanced utilization of Flash (multiples flash)
- Use of filters

Requirements

- Bring a Reflex digital camera
- Bring material to take notes (notebook, etc...)
- It is not required to have a previous photographic experience